



Exploit the News For Fun and Profit

**3 Kick-Ass Ways
To Seek Your Fortune
As a Forex Day-Trader**

By Ellie Taft

Exploit the News For Fun and Profit

**3 Kick-Ass Ways
To Seek Your Fortune
As a Forex Day-Trader**

By Ellie Taft

Risk Disclosure

While the publisher and author have used their best efforts in preparing this book, they make no representations or warranties with respect to the accuracy or completeness of the contents. This book is designed to provide accurate and authoritative information but it is sold with the understanding that neither the author nor the publisher is offering professional advice or service of any kind. If expert assistance is required, the services of a competent and accredited professional should be sought.

Trading foreign exchange on margin carries a high level of risk, and may not be suitable for all investors. The high degree of leverage can work against you as well as for you. Before deciding to invest in foreign exchange you should carefully consider your investment objectives, level of experience, and risk appetite. The possibility exists that you could sustain a loss of some or all of your initial investment and therefore you should not invest money that you cannot afford to lose. You should be aware of all the risks associated with foreign exchange trading, and seek advice from an independent financial advisor if you have any doubts.

Also, hypothetical or simulated performance results have certain inherent limitations. Unlike an actual performance record, simulated results do not represent actual trading. Since the trades have not actually been executed, the results may have under or over compensated for the impact, if any, of certain market factors, such as lack of liquidity. Simulated trading programs in general are also subject to the fact that they are designed with the benefit of hindsight. In addition, hypothetical trading cannot completely account for the impact of financial risk in actual trading. The ability to withstand losses and adhere to a particular trading program are material points which can adversely affect actual trading results. No representation is being made that any account will or is likely to achieve profits or losses similar to those shown.

Copyright © 2008 Norma Elaine Taft LaVigne, All rights reserved.
Published by TradeWins Publishing Co., Smithtown, NY

Reproduction or translation of any part of this work beyond that permitted by Section 107 or 108 of the 1976 United States Copyright Act without the express permission of the copyright owner is unlawful. Requests for permission or further information should be addressed to the Permissions Department, TradeWins Publishing Co.

Exploit the News For Fun & Profit

Starring

“Jump the Gun” “The Rebounder”
“Good Old Slow Hand”

Macroeconomic news-- like Unemployment, Gross Domestic Product, and the Balance of Trade -- has a dramatic effect on the currency markets.

And the government reports this key data at regularly scheduled times, with news outlets like CNBC, Bloomberg, and Reuters making it immediately available to everyone at once.

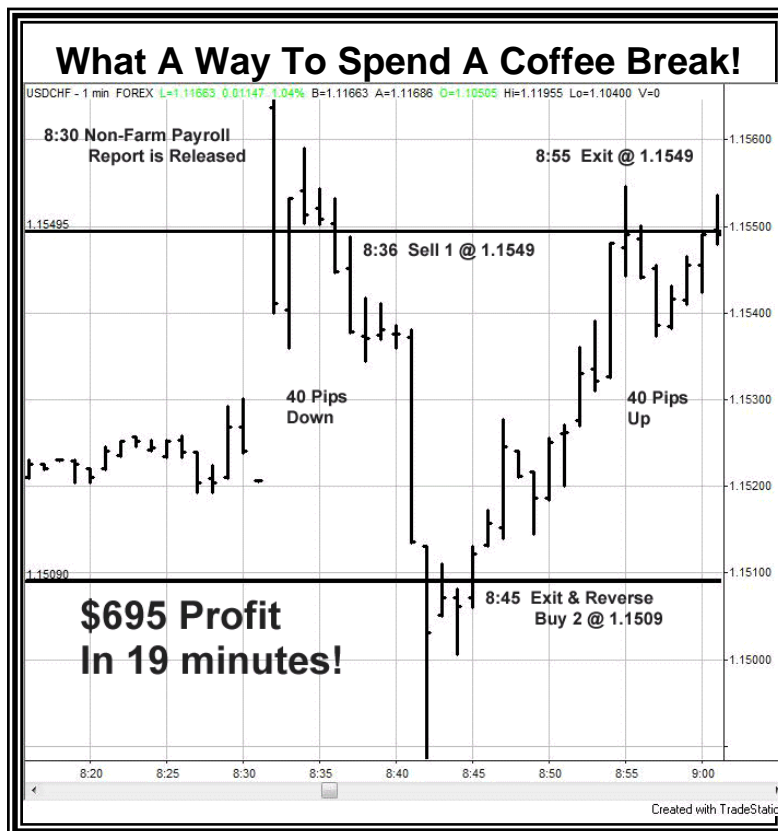
Then, for the next thirty minutes the market bounces up and

down like crazy while the world tries to sort out what the numbers mean.

That's where we come in.

In the next few pages you'll discover three powerful strategies you can use to seek quick profits from all the ruckus.

Every example in this step-by-step guide, except the one on this page and the one on page 19, came from the first week in February 2008. The point being, there is an



incredible amount of news from which to seek your fortune.

And, when you see how effective the three strategies in this book can be, I think you'll agree that this is the only sane way to day-trade the Forex. Now, let's go have some fun!

Starting from the Beginning... When and Where Is The Next Big Report?

In the United States, there are twenty-four regularly scheduled economic reports released every month according to the following schedule...

U.S. Reports	Impact Rating	ET Release Time	Time of Month Report is Released
Personal Income	5	8:30	Around 1st B-day of month
Auto Sales	3		Between 1st & 3rd B-day of mo.
Construction Spending	1	10:00	1st B-day of month
Leading Indicators	0	AM	1st few days of month
Initial Claims	5	8:30	Every Thurs
Productivity	2	8:30	Around 7th day of 2nd month of qtr
Factory Orders	2	10:00	Around 1st B-day of month
Employment	10	8:30	1st Friday of month
Wholesale Inventory	0	10:00	5th B-day
Producer PPI	6	8:30	11th of the month
Import/Export	5	8:30	Mid-month
Trade Balance	5	8:30	Mid-month
Retail Sales	9	8:30	Around 15th of month
Consumer CPI	8	8:30	Around 15th of month
Business Inventory	3	8:30	Around 15th of month
Industrial Product	6	9:15	Around 15th of month
House Start/Bldg Prmt	6	8:30	16th of month
Durable Goods	7	8:30	Around 26th of month
Existing Homes	4	10:00	Around 25th of month
PMI Phil Reg Mfg	7	10:00	3rd Thursday
New Homes	5	10:00	Last B-day of month
Consumer Confidence	6	10:00	Last Tuesday of month
Gross Domestic Prod	7	8:30	3rd or 4th week
PMI Chicago Reg Mfg	7	10:00	Last B-day of month

Multiply the twenty-four reports listed above by eight currencies. Then add in the all-important interest rate announcements for each central bank. And you no longer wonder why the market gets so schizoid sometimes!

Relax. From a practical standpoint, only the highest rated reports are worth trading.

The most important announcements of all are monthly US Employment reports: Non-Farm Payroll and Unemployment.

Weekly Unemployment Claims, issued every Thursday, aren't really very important... though some economic calendars rate them as high. But you can make a fortune off the monthly reports.

Interest rate announcements are also very critical. When the Fed talks, Forex shudders. In fact, all the Central Banks have a big influence on the currency markets.

The rest of the economic reports hold less or greater weight, depending on global circumstances at the time.

For a link to the most comprehensive economic calendar, with up-to-date impact ratings for each report, go to www.DadsLegacy.us.

The Fundamental View

Now let's take a closer look at a few of the more prominent reports and see how they affect the market.

It's not hard to figure why Employment Reports are among the most important for every country. When more people have jobs, more money is spent in retail sales, which boosts corporate profits, so on and so forth.

In the US, the employment reports are prepared by the Bureau of Labor Statistics. And they are released on the first Friday of the month, at exactly 8:30am ET.

Non-Farm Payroll Up: Stock Market up, Dollar up

Non-Farm Payroll Down: Stock Market Down, Dollar down

Unemployment Rate Up: Stock market down, Dollar down

Unemployment Rate Down: Stock Market up, Dollar up

The quarterly Gross Domestic Product(GDP) provides the best overall view of economic activity. In the US, the GDP covering the previous quarter is released by the Commerce Department at 8:30am ET, on the last day of the quarter.

GDP Up: Stock Market up, Dollar up

GDP Down: Stock Market down, Dollar down

The Consumer Price Index (CPI) measures the retail price of a basket of goods and services, and indicates inflation. This report is released by the Bureau of Labor Statistics at 8:30am ET around the 15th of each month.

CPI Up: Stock Market Down, Dollar uncertain

CPI Down: Stock Market Up, Dollar uncertain

Prior to the release of every report, analysts from around the world publish a consensus of what they expect, and the market adjusts accordingly.

When the report is actually released, there is an immediate shock factor. And the market goes crazy.

Keep in mind, market reaction is entirely dependent on how the actual number compares with expectations. Even if the current report shows an improvement over the previous month, if it doesn't meet expectations the market will react negatively. A better than expected number would cause a strengthening of the currency.

If the numbers come out exactly as expected, the market is likely to spike up and down, and then move sideways with a somewhat negative bias— adhering to the "buy the rumor, sell the news" phenomenon.

Which Currency Pairs Produce the Best Results?

Naturally, the country issuing the report will be your first consideration when deciding on a currency pair to trade. And next comes liquidity.

Worldwide volatility surrounding news announcements can cause an increase in the spread between "Buy" price (Ask) and "Sell" price (Bid).

It makes sense, when you think about it. Forex brokers are the counterparty to every trade. By the time they match the trades, and hedge excess exposure with partner banks, the market could have moved 50 pips!

Some brokers offer fixed spreads that are guaranteed to remain the same regardless of market liquidity. The trade-off is generally delayed execution... not a good thing.

To minimize the bite into your profits, only trade the most liquid pairs. Currency pairs that do not involve the US Dollar or the Euro should be avoided.

Cross pairs tend to have bigger spreads because the transaction is handled in two parts. For example, if you placed an order to buy GBP/JPY, the dealer would buy GBP/USD and buy USD/JPY, multiply both rates and provide you with the resulting GBP/JPY price. That's a lot of steps in a fast moving market.

However, cross pairs involving the Euro, otherwise known as the "anti-dollar", have been gaining in popularity

and liquidity. Thus the spreads for Euro cross-pairs are getting much tighter.

**Your First Choice Is Always To
Trade the U.S. Dollar
Versus other major currencies**

EUR/USD: Euro
GBP/USD: British Pound
USD/JPY: Japanese Yen
USD/CHF: Swiss Franc
USD/CAD: Canadian Dollar
AUD/USD: Australian Dollar
NZD/USD: New Zealand Dollar

From a practical standpoint, it's not a bad idea to run two pairs. In the case of US reports, EUR/USD and EUR/GBP are good choices.

USD/CHF tends to run almost pip-for-pip with EUR/USD, but with a slightly wider spread. So, unless you're going to try a hedging strategy, in which you buy (or sell) both USD/CHF and EUR/USD, it's probably best to just stick with EUR/USD.

When the Canadian employment figures come out, trade the USD/CAD and the EUR/CAD. When Australia makes an interest rate announcement, trade AUD/USD and EUR/AUD. And when the Halifax Housing Price Index is released, trade the GBP/USD and EUR/GBP.

It's important to note, when the first currency in the pair gets "stronger" the pair goes up in price.

When the second currency in the pair gets "stronger", the pair goes down.

So, if the US Gross Domestic Product comes out with a higher number than expected, the dollar gets stronger:

EUR/USD goes DOWN

USD/CHF goes UP

Now that we've got the when and what down pat, let's get on with the really important stuff.. Three specific ways you can exploit the news for fun and profit!

Strategy #1

“Jump the Gun”

“Jump the Gun” is a very simple concept based on fundamentals. But, for successful execution you must be out of the box before everyone else!

Here’s how it works...

First, set yourself up with an up-to-the-second news feed that gets the numbers to you before they’re announced on Bloomberg and Reuters. Premium news feeds can cost as much as \$2,000 a month. But I know of a couple under \$100 that should suffice... for a link to my first choice go to www.DadsLegacy.us.

Then, pick a high-impact report from the economic calendar and note the forecasted number. Consider how a deviation from the forecast would impact the homeland currency. And formulate your strategy.

For example, on February 8th the Canadian Labor Change report was due out at 7:00am ET. Forecast: 10,000 jobs.

If substantially more than 10,000 new jobs have been created, that would be good for the Canadian Dollar... meaning USD/CAD and EUR/CAD should spike down. A number considerably lower than 10,000 would cause a spike up.

Ready yourself as the time of release nears. Set up your trade orders “at the market” so the moment you hear the news you can just hit “send”.

In our Canadian Labor example, if the announcement is below expectations, hit the buy button. If the announcement is above expectations, hit the sell.

It is imperative that you act without the least bit of hesitation. You are striving to get in AHEAD of everyone else... BEFORE the spike and BEFORE the spreads increase.

Exit your trade as soon as momentum falters.

Obviously, having the right broker is critical to this news-trading strategy. If you are unable to get in and out of the market quickly, you are wasting your time. You can find links to a couple decent “broker review” sites at www.DadsLegacy.us

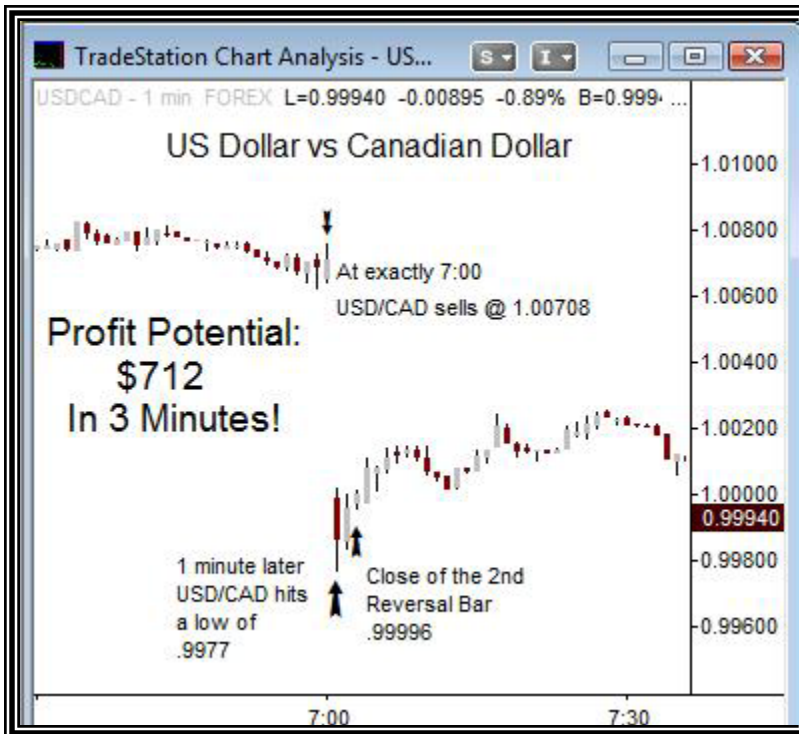
Note: The trade examples in this publication are hypothetical, based on actual market activity. Simulated performance can have certain inherent limitations and the average person may not experience the same results. Please read full risk disclosure on page 2.

As it turns out, the Canadian government announced a whopping 46,000 new jobs for the month of January—four and a half times the forecast!

If you didn't pull the trigger before those numbers hit the street, you were flat out of luck.

A 63-pip price gap... Wow!

And, as you'll see below, the profit potential for EUR/CAD was even greater -- which is why it's a good idea to run two pairs.



This sharp drop had to do with interest rates... it always does in the currency market.

Canada's employment is up and wages are rising. So the Bank of Canada won't risk fueling their economy further by dropping rates now.

I'm telling you this simply as a matter of

interest. As a trader, all that really matters is that a full size contract could have potentially earned you a whopping \$1,720 in just 3 minutes!

Strategy #2

“The Rebounder”

When the news hits the street, the market takes off like a rocket and the spreads get very wide. Then, after a few minutes, the news gets old, momentum decreases, and the spreads begin to narrow.

If you didn't "Jump the Gun", and get in ahead of the rush, wait for the rebound.

"The Rebounder" enters the market on the correction, after the spreads and slippage have subsided a bit.

If the initial move is up, place a "Sell Stop" just below the most recent 1-minute bar. If the move is down, place a "Buy Stop" just above the most recent 1-minute bar. Each minute, move the entry stop.

Once your order is filled, trail a stop behind each 1-minute bar for TWICE as many contracts as your initial order.

In this way, you will stop and reverse!

You can exit the second trade one of two ways... 1) take profits at the high (low) of the initial spike. 2) trail a stop just below (above) each previous 1-minute bar.

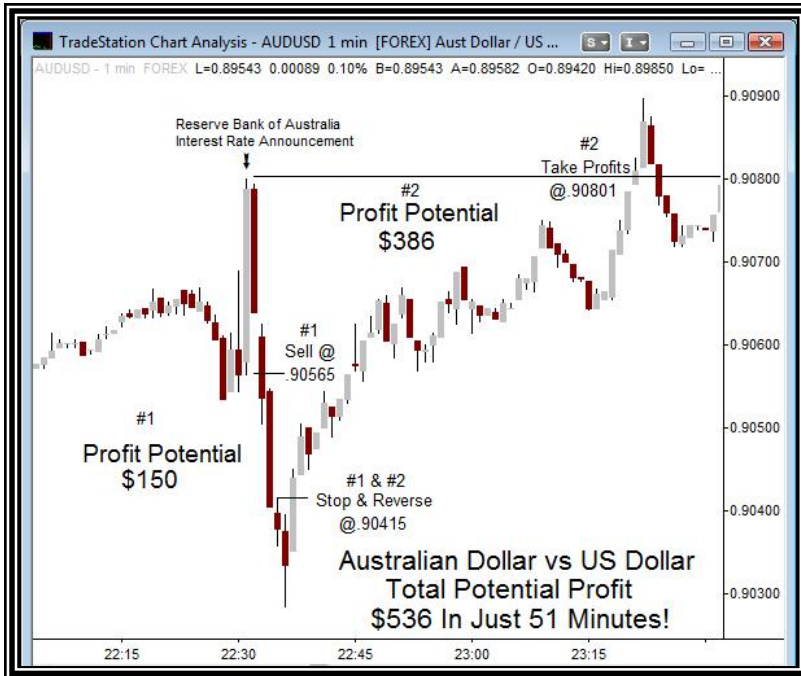
Let's take a look at "The Rebounder" in action.

On February 4th, at 10:30pm ET, the Reserve Bank of Australia announced its decision to raise interest rates 25 points, which is exactly what the experts predicted. So, in this case, there's no telling what the market will do and there would have been no "Jump The Gun" trade.

Australia's interest rates were already among the highest of our eight currencies, second only to New Zealand at 8.25%. An additional increase sends a clear signal to the world that the Aussie economy is growing ever stronger despite America's financial woes.

Ahead of the announcement, the Australian Dollar amassed solid gains against the US Dollar, as speculators built their positions. And, it was widely expected that the AUD/USD exchange rate would continue to rise.

So, what happens when a rate-hike, announced when only the Asian markets are open, comes in exactly as expected? Let's see.



For this Australian news event we'll look to trade the AUD/USD and EUR/AUD pairs.

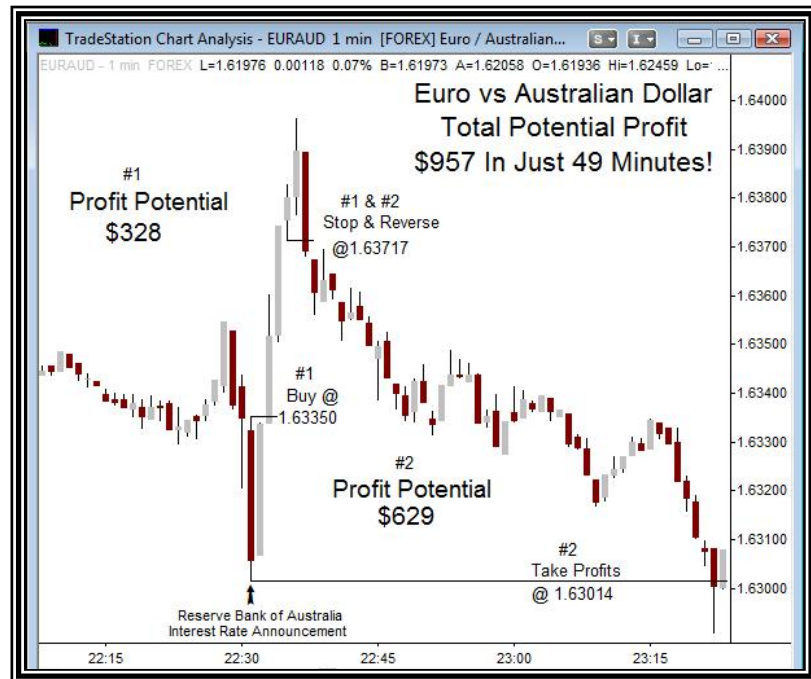
Please note, a stronger Australian Dollar translates to an up move for AUD/USD, where AUD comes first and is the "Base" currency.

And a down move for EUR/AUD, where AUD comes

second and the Euro is the "Base" currency.

The RBA made their statement at 10:30 sharp and the market immediately spiked into strong AUD territory.

Then, the very next minute profit-takers, who had been building their positions for days ahead of the report, swarmed in.



A sharp spike in the opposite direction gave "The Rebounder" a chance to get into the market... going short AUD/USD and long EUR/AUD.

Five minutes later, AUD bulls regained control. The AUD/USD went long. The EUR/AUD went short. And by 11:20pm ET, "The Rebounder" could have potentially claimed a total \$1,493 in profits... Sweet dreams!

Strategy #3

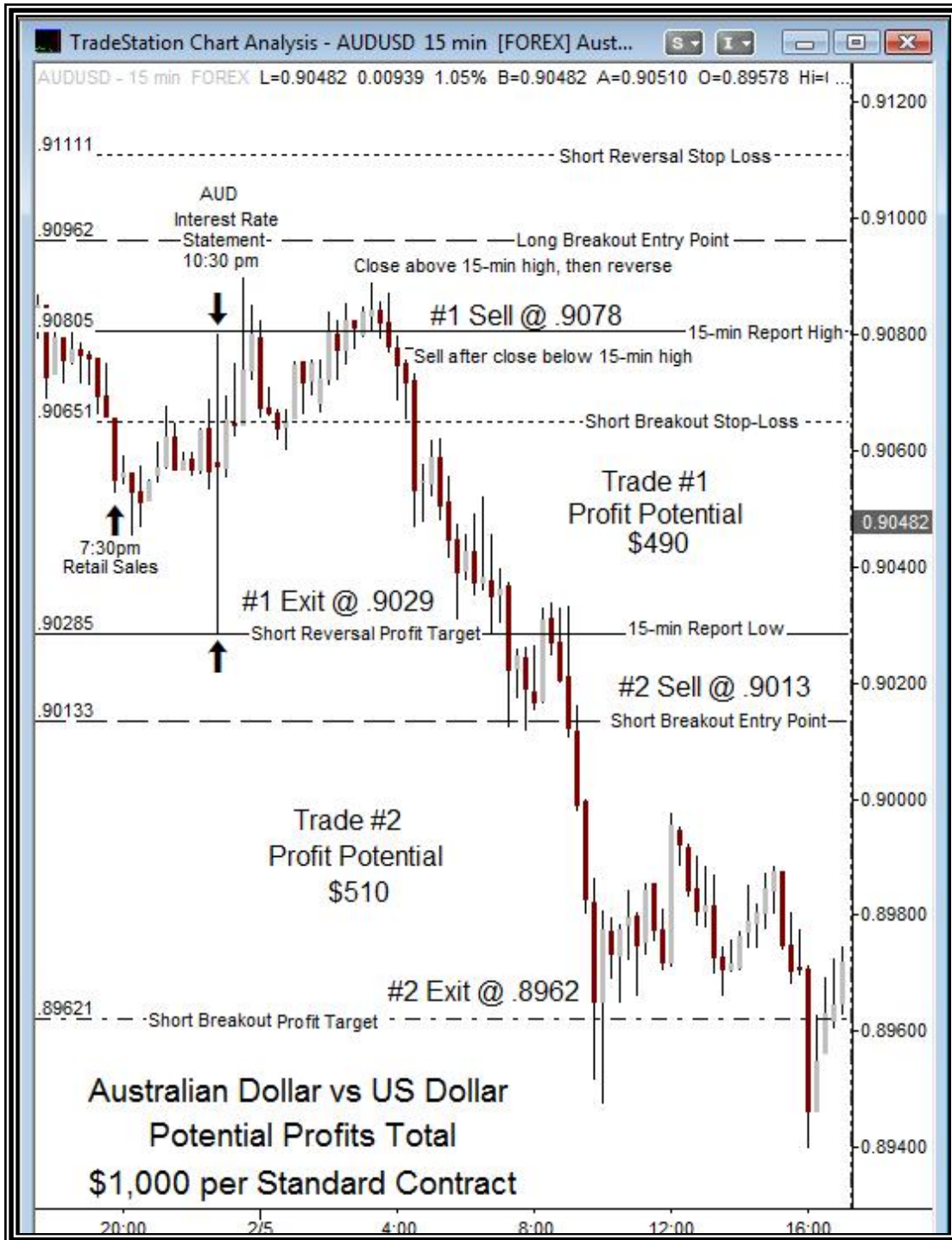
“Good Old Slow Hand”

If you have very focused attention, quick reflexes, and an excellent broker, you'll probably do quite well with "Jump the Gun" and "The Rebounder"... By the way, how are you at video games?

Personally, I'm not a gamer. And "Good Old Slow Hand", which uses 15-minute charts, rather than 1-minute, is more my style. Here are the rules...

1. Slop= the trading range for the candle immediately before the announcement, (High point - low point). Slop must be < 20 or $1/3$ the size of Spike.
2. Spike= the trading range for the announcement candle (Highest price - lowest price). Spike must be > 40 or 3 times as big as Slop. Otherwise, not trade.
3. Place a solid line at the Highest point of the Spike candle and at the Lowest point of the Spike candle.
4. Place a dashed line at (Upper Solid line + Slop) and place a dashed line at (Lower Solid line - Slop).
5. For a Long Breakout trade, place a Buy-Stop order for the amount at the Upper Dashed line
 - a. Put a stop-loss at (Upper Dashed - Spike)
 - b. Take Profits at (Upper Dashed + Spike)
6. Short Reversal trade if price closes above the Upper Solid line, and then price closes below the Upper Solid line. Sell at the open of the next bar.
 - a. Put a stop-loss at (Upper Dashed + Slop)
 - b. Take profits at Lower Solid line.
7. For a Short Breakout trade, place a Sell-Stop order for the amount at the Lower Dashed Line
 - a. Put a stop-loss at (Lower Dashed + Spike)
 - b. Take Profits at (Lower Dashed - Spike)
8. Long Reversal trade if price closes below the Lower Solid line, and then price closes above the Lower Solid line. Buy at the open of the next bar.
 - a. Put a stop-loss at (Lower Dashed - Slop)
 - b. Take profits at Upper Solid line.
9. At 11:00am ET, move Stop Loss to Breakeven if in positive territory. Move Target to Breakeven if in negative territory. If still open at 4:30, exit.

The chart below shows the same announcement from the Reserve Bank of Australia that we saw on page 11.



Where "The Rebounder" was done before 11:30pm ET, "Good Old Slow Hand" didn't even get interested until hours later. Just think, you could have run both these strategies back to back and really gone for the gold!

February 1st Employment Reports Show The Benefit Of Multiple Strategies

The January 2008 Non-Farm Payroll report, released February 1st, came as a big surprise to everyone. Analysts specializing in job forecasts expected +58,000 and instead they got -17,000... the first drop in jobs since 2003.

Obviously, this big shocker was bad for the US dollar, and good for "Jump the Gun" traders who got in before the big 58-pip spike.

"The Rebounder", on the other hand, didn't provide much opportunity at all.



As mentioned before, the employment reports are usually the biggest money-maker of the month. Maybe conflict between Non-Farm Payroll and the Unemployment Report confused the market.



Statisticians claim the US needs 100,000 new jobs each month to keep up with newcomers to the workforce. And we ended up losing a bunch of jobs in January. So you'd expect the Unemployment numbers to come in higher, wouldn't you? But that didn't happen.

Non-Farm Payroll came in at -17,000 jobs. Yet the unemployment rate fell slightly to 4.9%; down from December's 5% and a forecast of 5% for January.

Go figure!

The mixed results apparently confused the market into initial sideways activity. But that didn't stop "Good Old Slow Hand" from having a good day!

And now you see why I call this gem of a strategy "Good Old Slow Hand"!

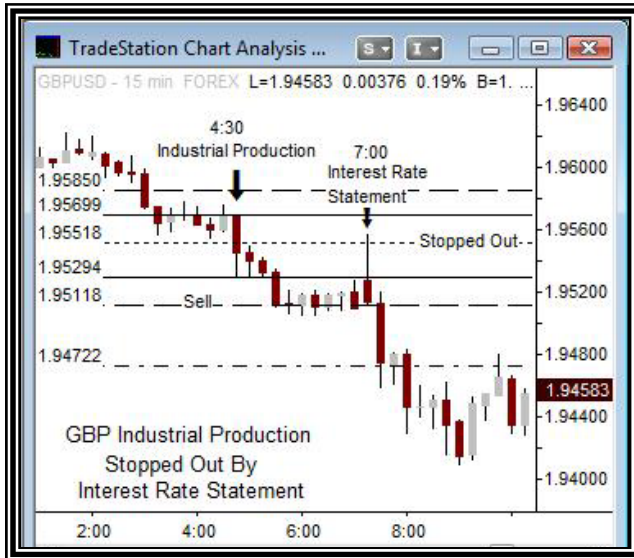
While 1-minute scalpers scratched their heads and wondered what to do, "Good Old Slow Hand" showed the way to potential profits totaling \$1,340!

Is this any way to trade... you bet it is!

In Case of Multiple Reports Wait for the Final Announcement

Some days are just FULL of important news. Like Thursday, February 7th, for example...

- 4:30am ET GBP Industrial Production
- 7:00am ET GBP Interest Rate Statement
- 7:45am ET EUR Interest Rate Announcement
- 8:30am ET EUR Central Bank President Trichet Speaks



Ordinarily, GBP Industrial Production would be a market-moving report; but not when interest rate news looms just hours away.

In general, whenever there are multiple reports affecting the same currency, it is best to wait for the final announcement.

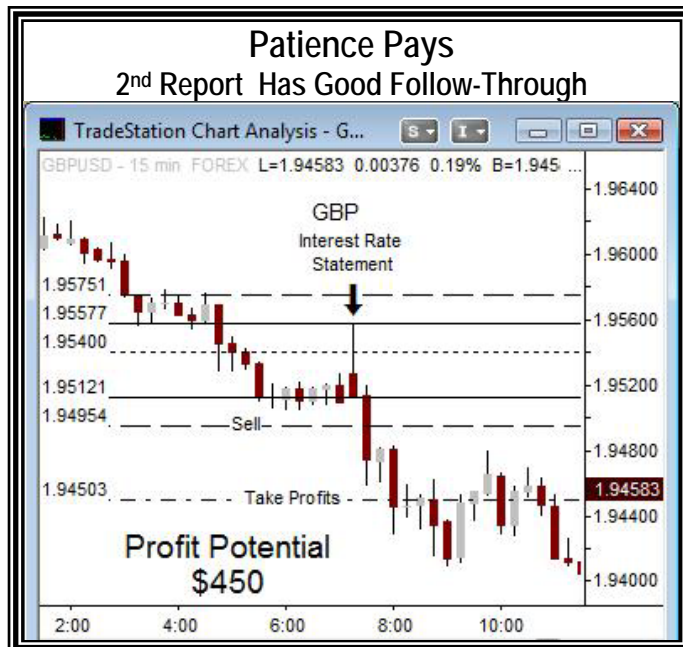
And this is especially true in the

case of interest rate statements, which trump all other announcements.

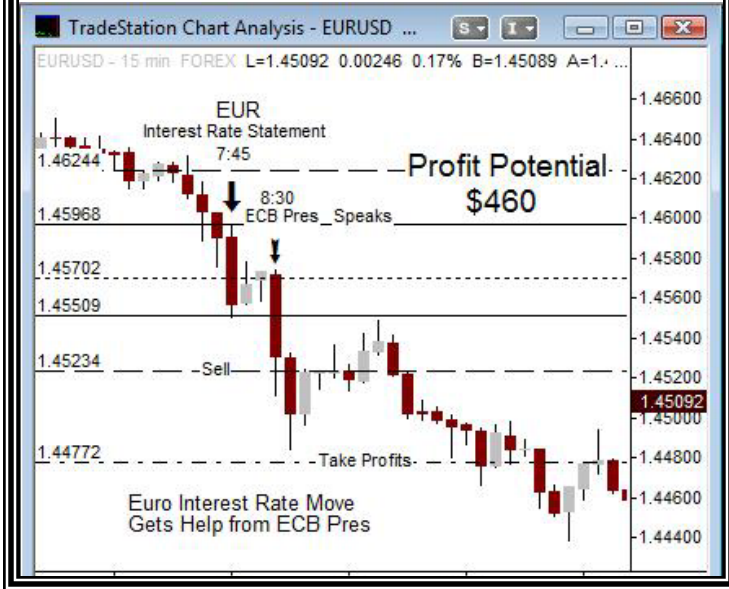
But wait, there's more.

When Australia made their interest rate announcement we looked for profit opportunities in both AUD/USD and EUR/USD. Yet, GBP/USD is the only currency pair being discussed for the GBP announcement. Can you guess why?

Of course, it's because the EUR statement, scheduled just forty-five minutes later, will stifle EUR/GBP momentum on GBP news!



Euro Interest Rate Statement Isn't Complete Until ECB President Trichet Speaks



For EUR/USD, we set up our trade based on the 7:45 news release.

But you'll notice that the market didn't put us into a trade until Euro Central Bank President Trichet's press conference.

Great Britain lowered interest rates 25 basis points, while the Euro remained unchanged... exactly as predicted in both cases.

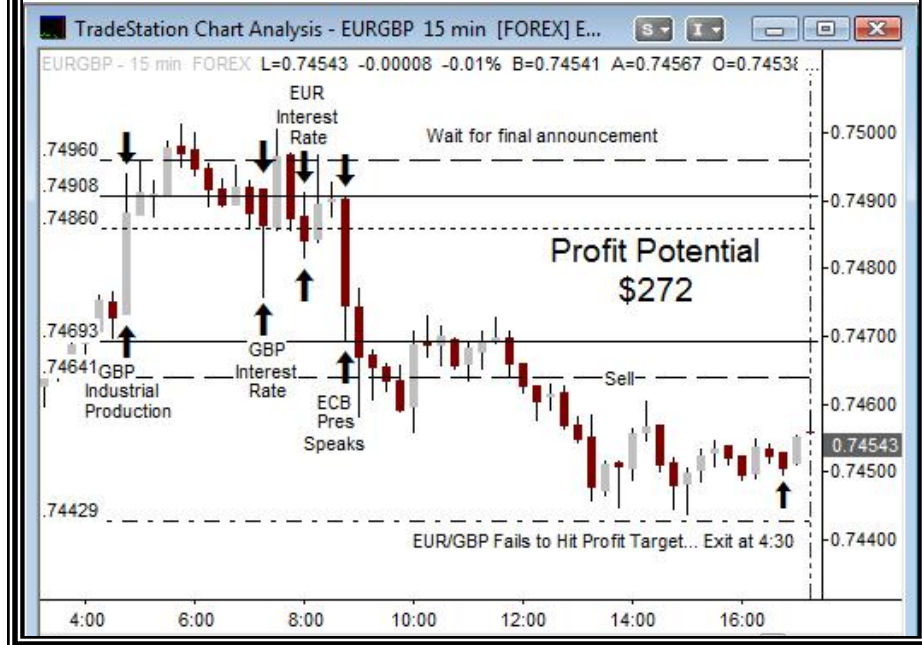
Yet, investors seemed reluctant to react before hearing Trichet's comments.

The EUR interest rate spike on the EUR/GBP was so small you wouldn't even try to trade it. But once the ECB President spoke, we got a nice tradable candle.

Even though we missed our EUR/GBP target, the potential profits for February 7th added up to \$1,182...

Not bad!

Decide In Advance What Time You Will Exit Your Trade If The Profit Target Has Not Been Hit



FOMC Announcement Makes A Logical Exception To The Overnight Rule

There are three reasons why I don't recommend holding a trade past New York's closing bell at 5pm ET.

First, some brokers offer margins as high as 400:1 to day-traders who never hold a trade overnight. Of course, you don't want to get yourself carelessly over-leveraged. But, since stop-loss orders will make sure your risk is manageable, leveraging up from time to time might be a nice option to have.

Second is the matter of rollover charges. Every day at 5pm ET, open contracts are "rolled over" to the next day. In the process, "carry interest" for the full amount of the contract is posted to your account.

When you're long a currency pair, you earn the interest of the first currency and you pay the interest of the second currency... vice versa when you're short. Everybody on the negative side of the equation has to pay, but if you're leveraged higher than 100:1 you probably won't collect when on the positive side.

For example, the current EUR rate is 4.0% and the JPY rate is 0.5%. So, if you were short one full-size EUR/JPY, \$15.54 in rollover fees would be charged to your account. If you were long, and leveraged 100:1 or less, you'd collect \$12.15 (banks take a cut). And on Wednesdays, you get a triple-dose to make up for the weekend!

Naturally, impending rollover fees influence late-session activity. So it's best to simply avoid the entire situation by exiting at 4:30.

And most important of all, when only the Asian markets are open, anything can happen. Take a look at the chart to the right and you'll see what I mean.

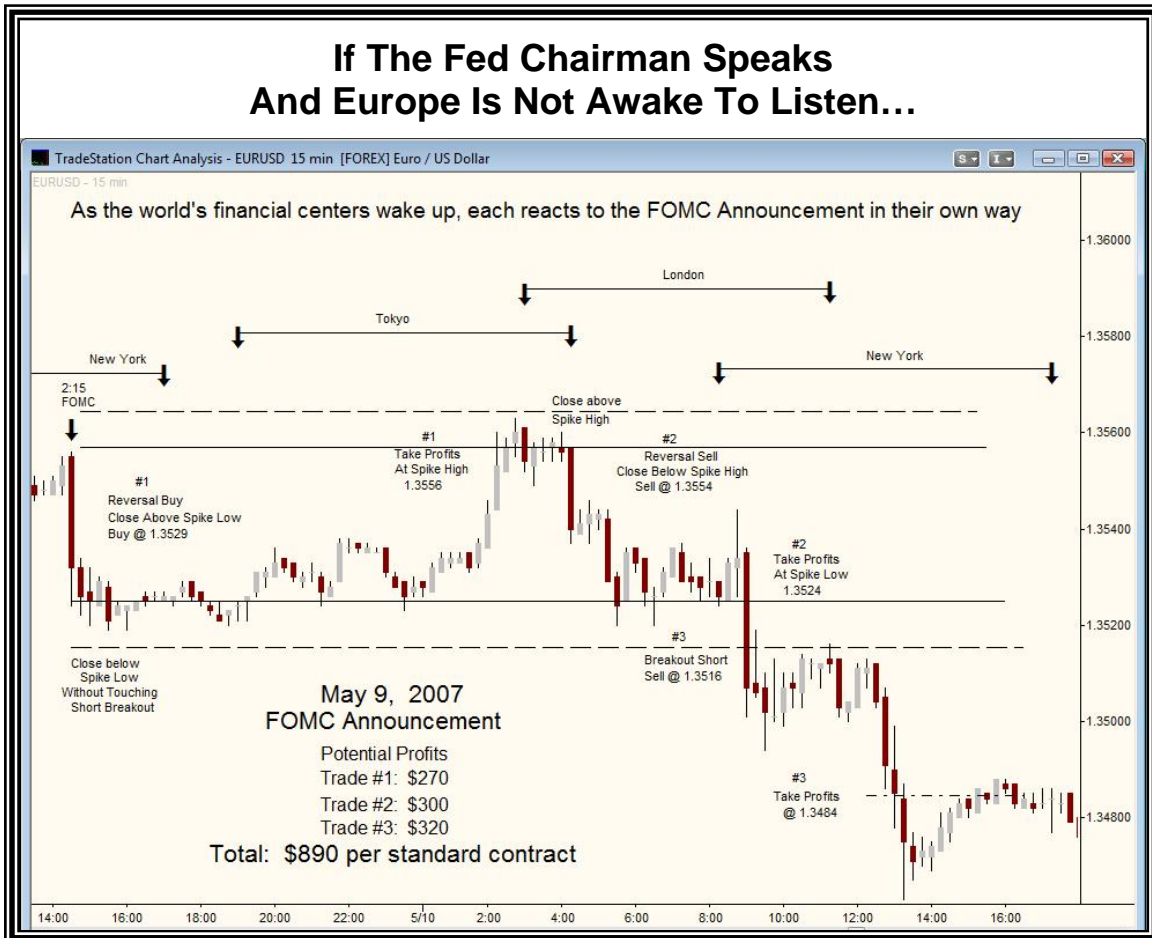
The Federal Open Market Committee (FOMC), headed by Fed Chairman Bernanke, meets about every six to eight weeks to establish monetary policies for the United States... including interest rates.

The FOMC publishes their schedule a year ahead of time, but there's no pattern to the dates that I can see. Most meetings fall on Tuesday or Wednesday. But, over the past three years, Sunday and Monday are the only two days that have been completely excluded. You'll find the current FOMC schedule at www.DadsLegacy.us.

There is, however, one big consistency. The outcome of each meeting is always announced at precisely 2:15pm ET.

Think about that for a minute. The largest economy in the world reveals their game-plan when they are the only ones open for business. Coincidence? I don't think so.

Regardless, the 2:15 release time means "Good Old Slow Hand" can't closeout and go home at 4:30 when trading the FOMC Announcement.



On May 9th, the US markets saw the FOMC Announcement as a positive for the US Dollar, and EUR/USD spiked down. Then, in the middle of the night, when only Asian markets were open, EUR/USD took a complete about-face.

Come morning in London, USD flexed its muscles once again. And the Greenback's strength was further confirmed when New York opened at 8am ET.

The rollercoaster ride above was potentially very profitable. But, that's not always the case. FOMC 2:15 Announcements can be among the trickiest to trade.

3 Tried-And-True Ways To Grow Your Trading Business

The table on the right is a complete list of potential profits from...

One strategy:
"Good Old Slow Hand"

One currency pair:
EUR/USD

One nation's main reports:
US NFP, CPI, and FOMC

One standard contract...
\$1,500 margin at 100:1

If you think of trading as a sport rather than a livelihood, this limited approach could be perfect for you... After all, it doesn't take much time or money. And growing \$3,000 to \$13,110 in less than three years would certainly give you some nice bragging rights, (see page 21).

But, what if you want more?

There are three ways to grow any business... Gain more customers... Sell more products to the customers you have... Get more money for each item sold.

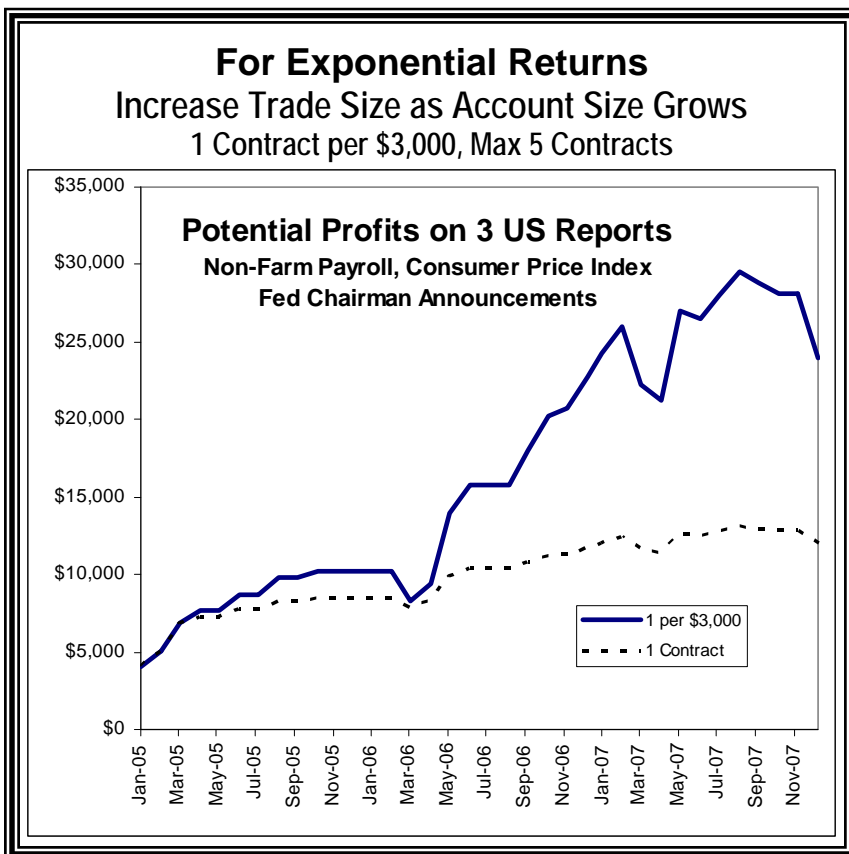
Trading gives you the same three options. For max results, do all three...

- Follow important reports from all eight countries.
- Trade more currency pairs and consider running two strategies.
- Trade more contracts.

	CPI	NFP	FOMC	Total
Jan-05	\$410	\$670	-	\$1,080
Feb-05		\$660	\$350	\$1,010
Mar-05		\$710	\$1,060	\$1,770
Apr-05		\$430	-	\$430
May-05	-\$360	\$330		-\$30
Jun-05	\$320	\$200		\$520
Jul-05			-	\$0
Aug-05	\$220		\$340	\$560
Sep-05				\$0
Oct-05	\$130		-	\$130
Nov-05				\$0
Dec-05				\$0
Jan-06				\$0
Feb-06			-	\$0
Mar-06	\$330		-\$960	-\$630
Apr-06		\$540	-	\$540
May-06	\$560		\$970	\$1,530
Jun-06	\$460			\$460
Jul-06			-	\$0
Aug-06				\$0
Sep-06		\$430		\$430
Oct-06			\$450	\$450
Nov-06	\$100		-	\$100
Dec-06		\$400		\$400
Jan-07	\$310			\$310
Feb-07		\$340	-	\$340
Mar-07		-\$170	-\$570	-\$740
Apr-07	-\$200		-	-\$200
May-07	\$250		\$890	\$1,140
Jun-07	\$290	-\$380		-\$90
Jul-07		\$300	-	\$300
Aug-07		\$300		\$300
Sep-07			-\$150	-\$150
Oct-07	-\$150	\$30	-\$10	-\$130
Nov-07			-	\$0
Dec-07			-\$840	-\$840

For Max Returns Diversify • Diversify • Diversify

Perhaps your first reaction is to just throw more money at Non-Farm Payroll, Consumer Price Index, and FOMC Announcements. As you can see below, compounding your profits does make good sense. No denying that.



However, if smooth performance and consistent profits is what you seek, you also need to diversify.

“Good Old Slow Hand” produced 75% winning trades in a 3-year simulation because the system demands favorable conditions.

But strict rules limit trades. Just look at all the blank boxes in the

CPI-NFP-FOMC table to your left.

If you want to make the really big bucks, lost opportunity can not be tolerated. There is always money to be made somewhere in this wonderful world of ours.

Watch for economic news coming out of financial centers around the globe. And trade any report that creates sufficient volatility.

Double your coverage by running two currency pairs for each report. EUR/USD tends to be on the conservative side where volatility is concerned. Trading other pairs can provide a real boost to profits.

And last, but not least, seek truly explosive returns by compounding your earnings into more contracts per trade.

Congratulations!

You are now empowered to seek wealth beyond your wildest dreams. Growing \$3,000 to \$23,930 in three years pales in comparison to the potential afforded you by trading multiple currencies and news from around world.

Have you been keeping track? On pages 8-17 you saw a total of \$6,407 in potential profits generated during the first week of February, 2008. Margin requirement at 100:1 leverage: \$4,876.

That's an incredible 131% return in a single week. Imagine what you could do in an entire year!

I think you'll find the three strategies responsible for this astonishing performance pretty easy to follow... assuming you're not a total newbie.

This step-by-step profit guide was written for experienced Forex traders and is deliberately short and to the point.

At this moment, traders who have tried to capitalize on news-induced volatility, and failed, are grinning ear to ear. What you've read today makes perfect sense and you can see how each strategy overcomes certain challenges inherent to trading around news events.

And, if you're a day-trader, you've just had what could be a life-changing epiphany.

Obviously, if news moves the market, and we all know it does, you need to focus your attention on the news.

Forget all those lagging computer-generated indicators. Rid yourself of endless frustration. And start seeking the kind of money of which legends are made!

And, for ongoing support, please visit me at www.DadsLegacy.us.

Only that which is rock-solid and enduring should be expressed in print. The secrets contained herein qualify, but resources do not.

The cyber-based world of Forex is ever-changing. To stay abreast of the best, visit www.DadsLegacy.us often.

And now, go forth dear friend and fellow trader. Relish your new-found success. You deserve it!

On the other hand, if you are new to trading, you need to put this profit guide aside for the moment.

If You're New to Forex Please Read This

Trading is one of the very few ways you can parlay a small amount of money into millions. Those folks who develop sound trading habits, realistic expectations, and a winning attitude have been able to amass immense fortunes.

Unfortunately, most star-struck newcomers break all the rules and fail miserably. Please do not allow impatience to sabotage your efforts.

Take your time. And visit www.DadsLegacy.us for friendly guidance.

Read up on the Forex market. Become familiar with the jargon and mechanics of currency trading. Learn about sound money-management. And choose your broker carefully.

Then, hone your skills in a demo account. Once you're comfortable trading "on paper", open a small account with real money.

Experience trading on a small scale first. Only then will you be ready to seek your fortune on the greatest frontier of opportunity the world has to offer. Trade well and prosper!

About the Author



Computer systems analyst Ellie Taft discovered trading in 1992 when she went to work for Commodity Trend Service.

Before the Internet, CTS was the futures trader's preeminent source for charts and information. Working side-by-side with industry leaders, Ellie developed a keen sense of the markets and a flair for writing, along with a personal relationship with legendary trading icons.

After eight years at CTS, Ellie left the corporate world to become a financial copywriter and an accomplished trader. Producing material for the world's most respected stock, option, futures, and Forex traders has given Ellie unique insight you will surely appreciate.

She has studied their methods, analyzed their performance, and interviewed their customers. But most important, she has compared today's hottest strategies with the most successful techniques in trading history. Ellie flat-out knows what works and what doesn't!

Happy in her behind-the-scenes role, Ellie became an author in her own right quite by accident. Her first book, *Dad's Legacy—Blazing the Forex Trail to the American Dream*, was written for the sole benefit of her six younger brothers and sisters. She wanted to show her non-trader siblings how they could use a small portion of their inheritance to seek a life-long legacy of financial freedom.

Dad's Legacy was not intended for mass publication. But, Ellie's fun-to-read style and solid track-record gave friends at Tradewins Publishing other ideas. Hence, *Dad's Legacy* became a website and a series of publications designed to empower folks from all walks of life to achieve their own American Dream.

TradeWins Publishing

Hanover Industrial Estates
375 Stewart Road
P. O. Box 1010
Wilkes-Barre, PA 18703-1010